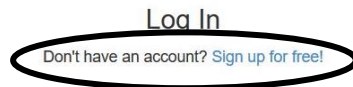


# National Emergency Library at Internet Archive (Wayback Machine)

<https://archive.org/details/nationalemergencylibrary>

1. Go to URL at top of this page and click SIGN IN at upper right. Then click link to create a new free account.



2. Enter email address and password. Caution: It does not appear to accept symbols. Site does not explain what it accepts. Try text password – can be as short as 3 characters. Account has no real hacking risk.

Sign up for an account  
Get your virtual library card! Already have one? [Log In!](#)

Enter email address Up to 127 characters

Choose a screen name (this is how others will see you) 3 to 127 characters

Choose a password 3 to 100 characters

Announcements

Send me general announcements from the Internet Archive (approx. two per month)

Send me announcements about Internet Archive events in the San Francisco Bay Area

By signing up, you agree to the Internet Archive's [Terms of Service](#).

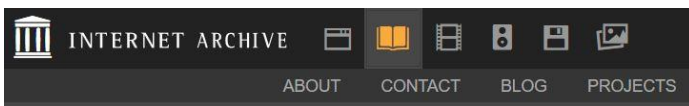
[Sign up](#)

Users May want to untick this box

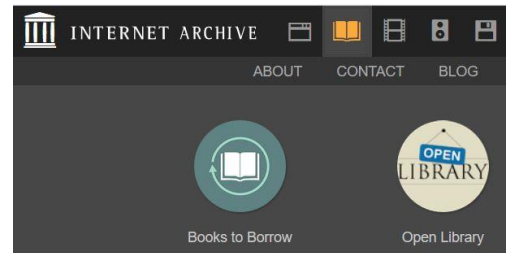
**Suggestion:** Use easy-to-remember text password, can be as few as 3 characters. This account poses no hacking risk.

3. Follow directions to confirm account & password with emailed link.

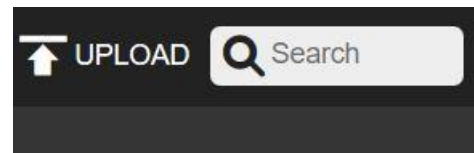
4. Log in with the new account. Click on TEXTS icon on the upper left.



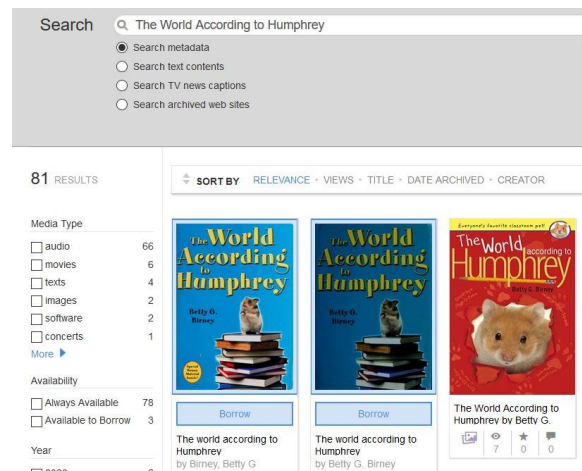
5. This reveals BOOKS TO BORROW button.



6. Use upper right search box, carefully and accurately enter title of the book. Ex: THE WORLD ACCORDING TO HUMPHREY.



7. Look for books with clear images featuring BORROW button. In example below, third version w/red title cannot be borrowed.



8. Viola! You have checked-out your first online book at the Wayback Machine! Bottom of screen has viewing options. Slider at bottom or right/left arrow keys flip through book. Checkouts are 14 days. Click upper right DOWNLOAD PDF/ePUB button to see options and requirements.